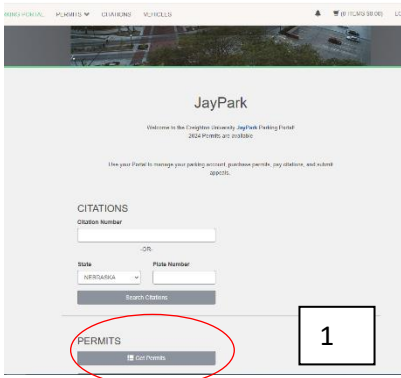


## St. John's Parishioners Parking Permits.



All vehicles parked at Creighton lots will need permits, there is no cost for St. John's Parishioners. Below are the instructions how to get your permit for the 2023-24 Academic Year.

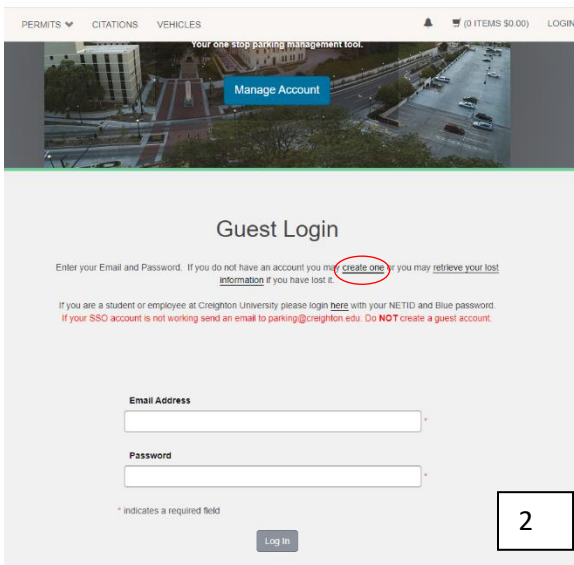
You will Need to have your license plate number & car information available when registering your vehicle.

If you need assistance in this process please contact:

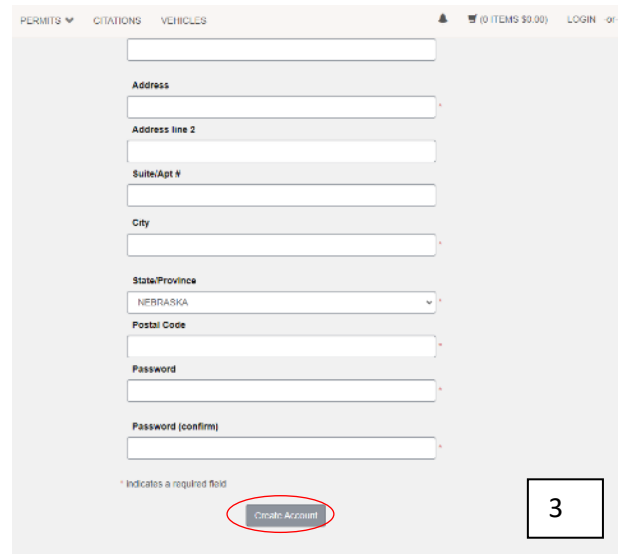
Lulu Castro Esquivel 402-280-3031 or Kathleen Denne 402-280-2975

Go to Jay Park for Creighton University <https://jaypark.t2hosted.com/Account/Portal>

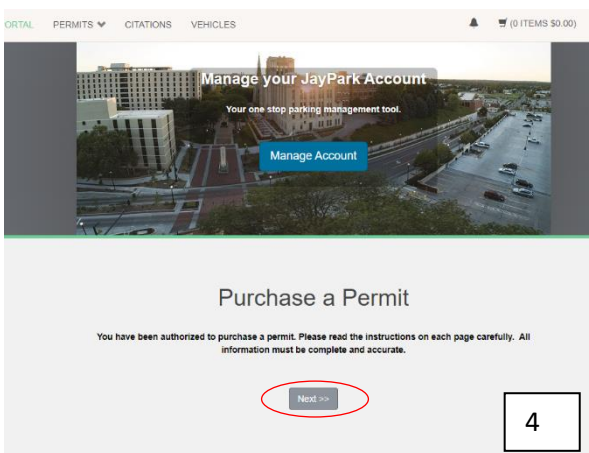
1. On this page you will click on the button at the bottom for permits



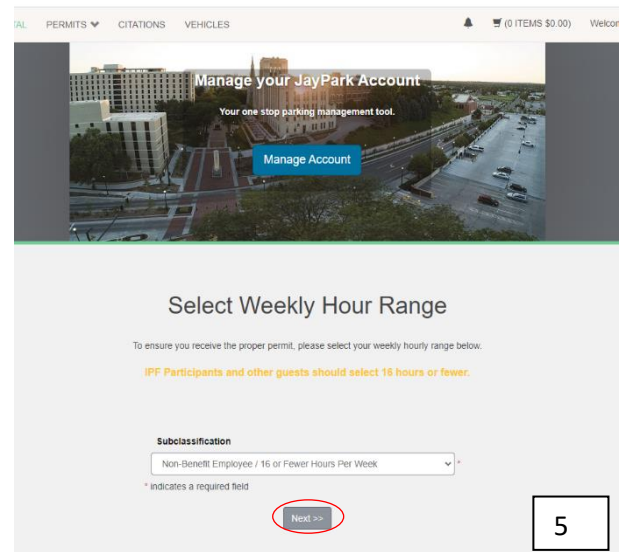
2. As a parishioner you will need to create a guest account. click on the link where it says create one  
\* if you have a CU net id this will not work



3. Fill in all the requested information



4. Once your account is created you will then be at the page seen above. Click on Next.



5. The page above will appear, click on next.  
- as you are not an employee

PARKING PORTAL PERMITS CITATIONS VEHICLES (0 ITEMS \$0.00) Welcome, Jared S

DECALS

Select	Quantity	Permit Fee*	Permit Description	Permit Effective	Permit Expires
<input type="radio"/>	1	\$150.00	Employee Decal 2023-24 / Annual	08/01/2023	07/31/2024
<input type="radio"/>	1	\$50.00	Employee Decal 2023-24 / Fall NBE	08/01/2023	12/31/2023
<input type="radio"/>	1	\$0.00	Evening Decal 2023-24 / Annual	08/01/2023	07/31/2024
<input type="radio"/>	1	\$200.00	Perimeter Decal 2023-24 / Annual	08/01/2023	07/31/2024
<input checked="" type="radio"/>	1	\$0.00	Retiree/Parishioner 2023-24 / Annual	09/01/2022	08/31/2023

\*All yearlong permits pro-rate each month (price displayed is the starting price)  
\*\*The pro-rated prices will be reflected at check out

I have read and agree to the [rules and regulations](#) as they relate to parking permits

Next >>

6

T2 Systems, Inc. <http://www.t2systems.com>  
© 2023 T2 Systems Inc.

Creighton UNIVERSITY  
Parking Services

6. You will be directed to the page to the left.

Click on the bottom option.

- Retiree/Parishioner 2023-24

Check the I have read and agree to the rules and regulations as they relate to parking permits

- Click on [rules and regulations](#) to open the page with this information.

Click next to register vehicle(s)

TAL PERMITS CITATIONS VEHICLES (0 ITEMS \$0.00) Welcome, Jared S

Manage your JayPark Account  
Your one stop parking management tool.

Manage Account

There are currently no vehicles in our records for you. Please use the "Add Vehicle" button below to register a vehicle with us so we may complete your sale.

You may select between 1 and 3 vehicles for this permit.

Select your Vehicles for Permit

Select the vehicle(s) that are currently on your record that you want to use with your permit. If you need to add new vehicles, choose "Add Vehicle" below.

DO NOT USE "INTRANSIT AS A PLATE NUMBER USE YOUR NETID OR LAST NAME  
When finished, click Next >>

Add Vehicle

7

7. Next you will add your vehicle information.

PERMITS CITATIONS VEHICLES (0 ITEMS \$0.00) Welcome,

Plate Number

Plate Number (confirm)

State/Province  
NEBRASKA

Year  
2022

Make  
Kia

Model  
Rio

Color  
Gray

Style  
Four Door

Next >>

8

8. Provide all information requested

RTAL PERMITS CITATIONS VEHICLES (0 ITEMS \$0.00) Welcome, Jared

Manage Account

You may select between 1 and 3 vehicles for this permit.

Select your Vehicles for Permit

Select the vehicle(s) that are currently on your record that you want to use with your permit. If you need to add new vehicles, choose "Add Vehicle" below.

DO NOT USE "INTRANSIT AS A PLATE NUMBER USE YOUR NETID OR LAST NAME  
When finished, click Next >>

Select	State	Plate Number	Year	Make	Model	Color
<input checked="" type="checkbox"/>	NEBRASKA		2022	Kia	Rio	Gray

Add Vehicle

Next >>

9

T2 Systems, Inc. <http://www.t2systems.com>  
© 2023 T2 Systems Inc.

Creighton UNIVERSITY  
Parking Services

9. Confirm vehicle information or add another

PERMITS CITATIONS VEHICLES (0 ITEMS \$0.00)

Manage your JayPark Account  
Your one stop parking management tool.

Manage Account

Select Permit Mailing Option

Select the information below and click Next >>

Delivery Option  
5905 Craig Ave Omaha Add

Your permit will be sent to the following address. Please ensure that this address is correct.  
5905 Craig Ave  
Omaha NE 68132

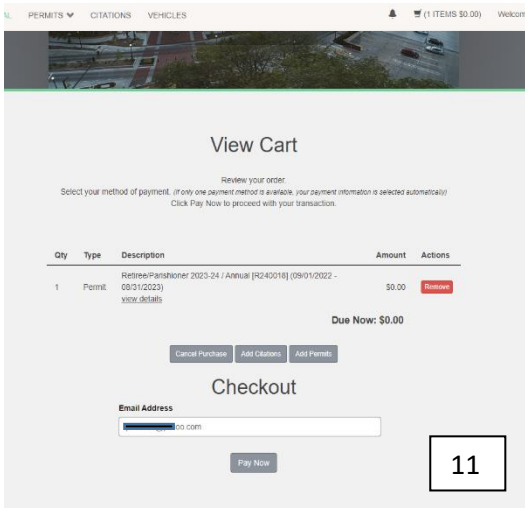
Email Status To  
@hoo.com Add

\* Indicates a required field

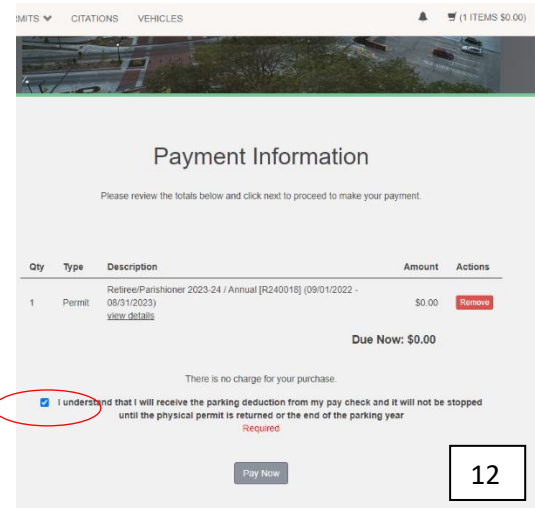
Next >>

10

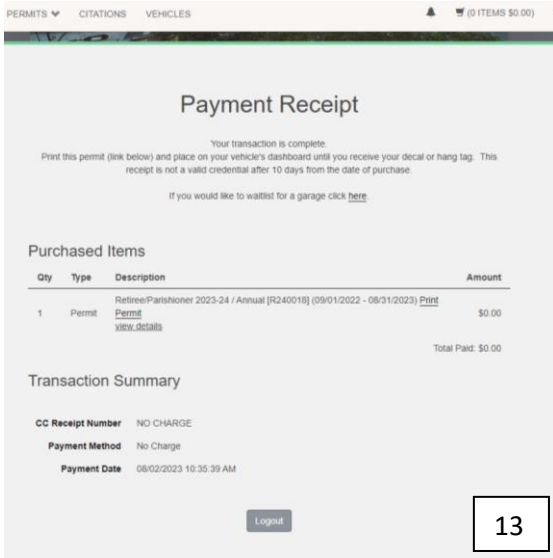
10. Confirm mailing address or change.



11. Click on pay now, even though there is no charge



12. Click in the box and select pay now.  
- to move forward this must be done.



13. This is your confirmation.